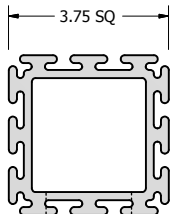
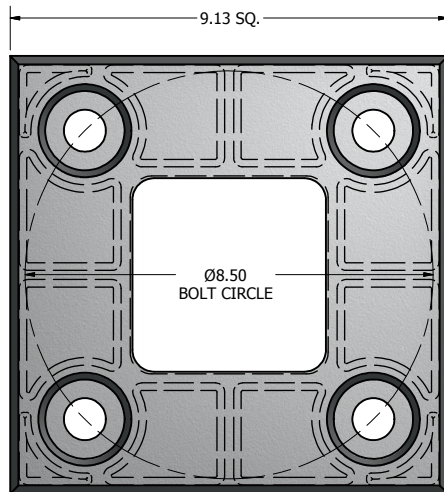


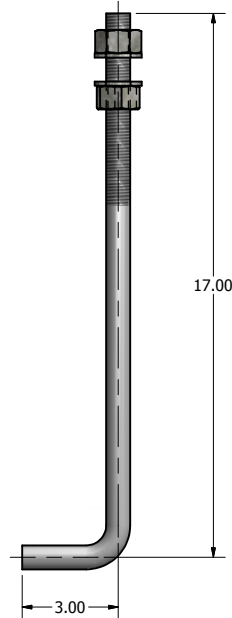
POLE SPECIFICATIONS					
NO.	COMPONENT	MAT'L DESIGNATION			
1.	POLE SHAFT	6061-T6			
2.	BASE PLATE	A356-T6			
3.	ANCHOR BOLTS	F1554 GR. 55			
4.	GALVANIZED HARDWARE	A153			
FINISH SPECIFICATIONS					
POLES SHALL HAVE A POLYESTER POWDER COAT FINISH IN A STANDARD COLOR.					
POLE DIMENSIONS					
POLE HGT. (FT.)	TOP DIA. (IN.)	BOTTOM DIA. (IN.)	GAGE	MTG. HGT. (FT.)	
10'	4.75	4.75	.188	10'	
BASE PLATE DIMENSIONS					
BOLT CIRCLE (IN.)	BASE PLATE DIM. (IN.)	BOLT HOLE (IN.)	PLATE THK. (IN.)		
8.50-9.50	9.13 SQ	.88	.75		
ANCHOR BOLT DIMENSIONS					
ANCHOR BOLT DIA. (IN.)			ANCHOR BOLT LENGTH (IN.)		
.75			20.00		
ALLOWABLE WIND LOADING (SQ. FT.)					
WIND* EPA	INDICATED EPA	80 MPH	90 MPH	100 MPH	120 MPH
-	-	TBD	TBD	TBD	TBD



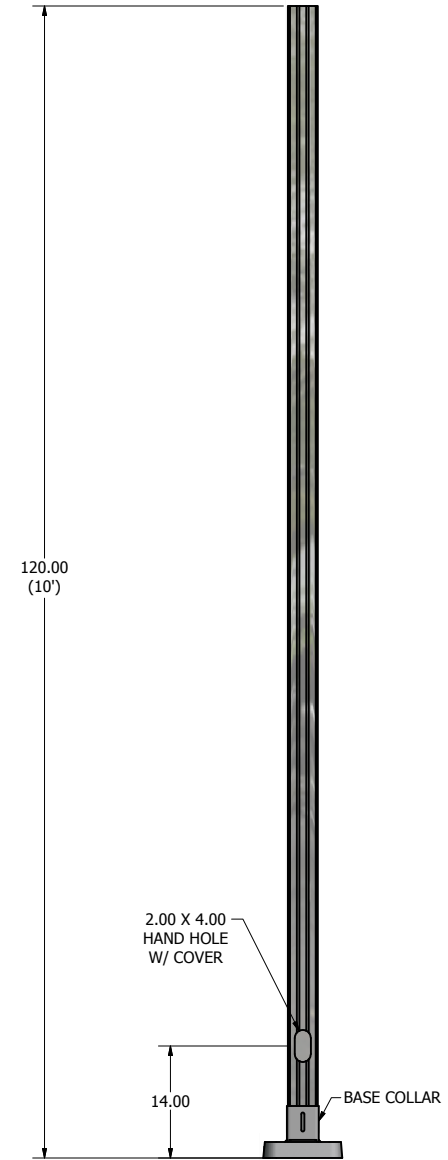
VIEW A-A
POLE SHAFT PROFILE VIEW



9.13 X 9.13 X 2.00 THK. BASE CASTING



Ø.75 X 20 ANCHOR BOLT



POLE DETAIL

	DRAWN: S. MONTGOMERY	2/14/2017
	CHECKED:	
	REVISION:	DATE:
	APPROVED:	
	QUOTE:	
	S.O.#	
REF:	SCALE: NONE	



23171 GROESBECK HWY
WARREN, MI 48089
(586) 774-5750
www.unipostsystems.com

SOME GEOGRAPHICAL AREAS HAVE SPECIAL WIND CONDITIONS THAT CAN CREATE WIND INDUCED VIBRATIONS CAUSING A FATIGUE PROBLEM. NO METHOD HAS YET BEEN FOUND FOR PREDICTING DESTRUCTIVE LIGHTING POLE VIBRATION. THESE CONDITIONS ARE UNIQUE AND CANNOT BE GUARANTEED AGAINST, AND ARE THE RESPONSIBILITY OF A LOCAL SITE ENGINEER.		
TITLE:		
CATALOG: UPLP-SQAB-375188-10		
DWG NO:	SIZE: C	SHEET 1 OF 2