
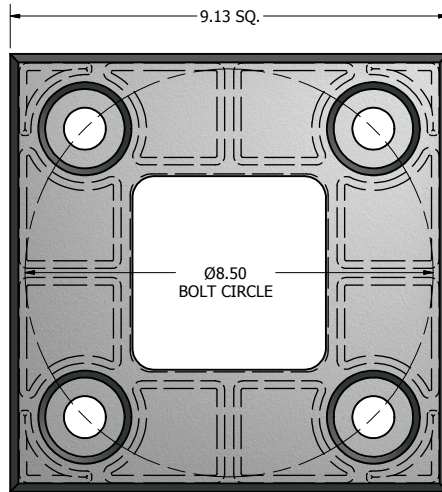


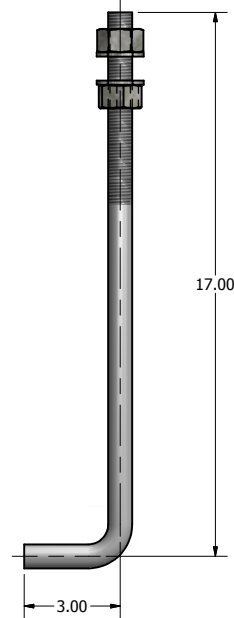
POLE SPECIFICATIONS					
NO.	COMPONENT		MAT'L DESIGNATION		
1.	POLE SHAFT		6061-T6		
2.	BASE PLATE		A356-T6		
3.	ANCHOR BOLTS		F1554 GR. 55		
4.	GALVANIZED HARDWARE		A153		
FINISH SPECIFICATIONS					
POLES SHALL HAVE A POLYESTER POWDER COAT FINISH IN A STANDARD COLOR.					
POLE DIMENSIONS					
POLE HGT. (FT.)	TOP DIA. (IN.)	BOTTOM DIA. (IN.)	GAGE	MTG. HGT. (FT.)	
16'	4.75	4.75	.188	16'	
BASE PLATE DIMENSIONS					
BOLT CIRCLE (IN.)	BASE PLATE DIM. (IN.)	BOLT HOLE (IN.)	PLATE THK. (IN.)		
8.50-9.50	9.13 SQ	.88	.75		
ANCHOR BOLT DIMENSIONS					
ANCHOR BOLT DIA. (IN.)		ANCHOR BOLT LENGTH (IN.)			
.75		20.00			
ALLOWABLE WIND LOADING (SQ. FT.)					
WIND* EPA	INDICATED EPA	80 MPH	90 MPH	100 MPH	120 MPH
-	-	TBD	TBD	TBD	TBD



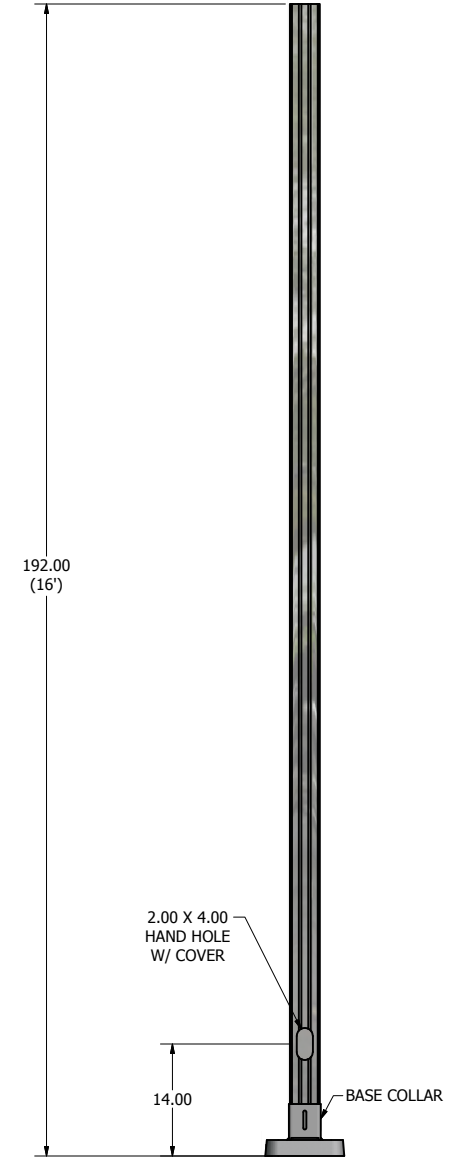
VIEW A-A  
POLE SHAFT PROFILE VIEW



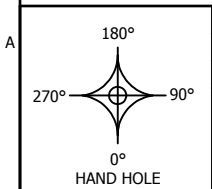
9.13 X 9.13 X 2.00 THK. BASE CASTING



Ø.75 X 20 ANCHOR BOLT



POLE DETAIL



DRAWN: S. MONTGOMERY	DATE: 10/17/2017
REVISION:	DATE:
QUOTE:	SO.#
APPROVAL SIGNATURE:	



23171 GROESBECK HWY  
WARREN, MI 48089  
(586) 774-5750  
www.unipostsystems.com

SOME GEOGRAPHICAL AREAS HAVE SPECIAL WIND CONDITIONS THAT CAN CREATE WIND INDUCED VIBRATIONS CAUSING A FATIGUE PROBLEM. NO METHOD HAS YET BEEN FOUND FOR PREDICTING DESTRUCTIVE LIGHTING POLE VIBRATION. THESE CONDITIONS ARE UNIQUE AND CANNOT BE GUARANTEED AGAINST, AND ARE THE RESPONSIBILITY OF A LOCAL SITE ENGINEER.	
<b>WARNING: DO NOT INSTALL LIGHT POLE WITHOUT INTENDED LOADING.</b>	
TITLE:	
CATALOG: UPLP-SQAB-375188-16	
DWG NO:	SIZE: C SHEET 1 OF 1